


HOW TO PRINT AT HOME


1. SET THE PRINTER AS
"FRONT/BACK FLIP ON
SHORT EDGE"



ATTENTION
THE "SHORT EDGE"
BIT IS ESSENTIAL!



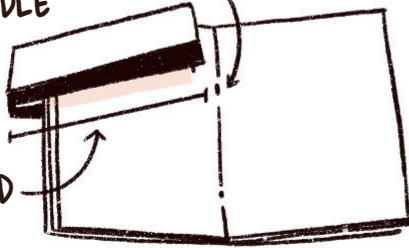
2. STACK THE SHEETS
FOLLOWING THE
PAGE NUMBERS



IF YOU WANT THE PERFECT BOOKLET
(AND IF YOU HAVE THE RIGHT TOOLS AT HOME)

3. STAPLE THE BOOKLET
IN THE MIDDLE

YOU'LL NEED
A LONG
STAPLER!



4. TRIM THE WHITE
MARGINS FOLLOWING
THE COVER

